

2010 CENSUS PROFILES COLORADO

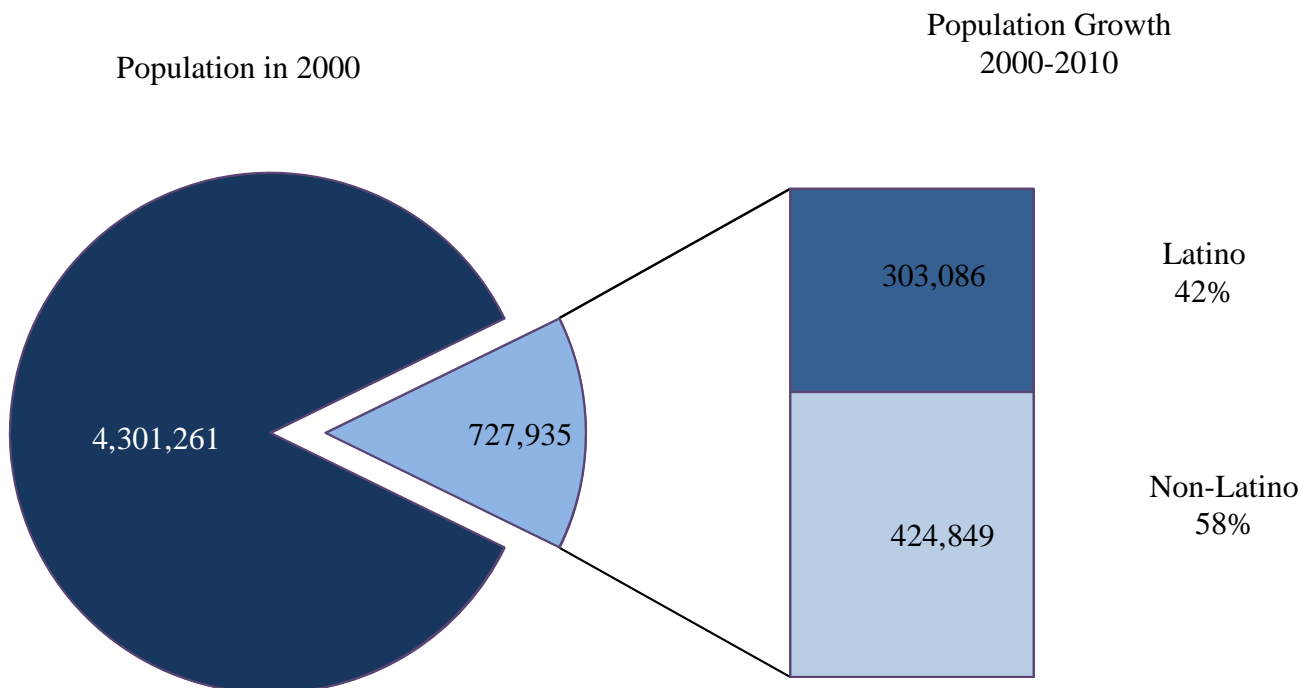
TOTAL POPULATION: 5,029,196
 LATINO POPULATION: 1,038,687
 LATINO SHARE OF POPULATION: 20.7%

CONGRESSIONAL SEATS AFTER 2010 REAPPORTIONMENT: 7
 CONGRESSIONAL SEATS GAINED SINCE 2000: +0

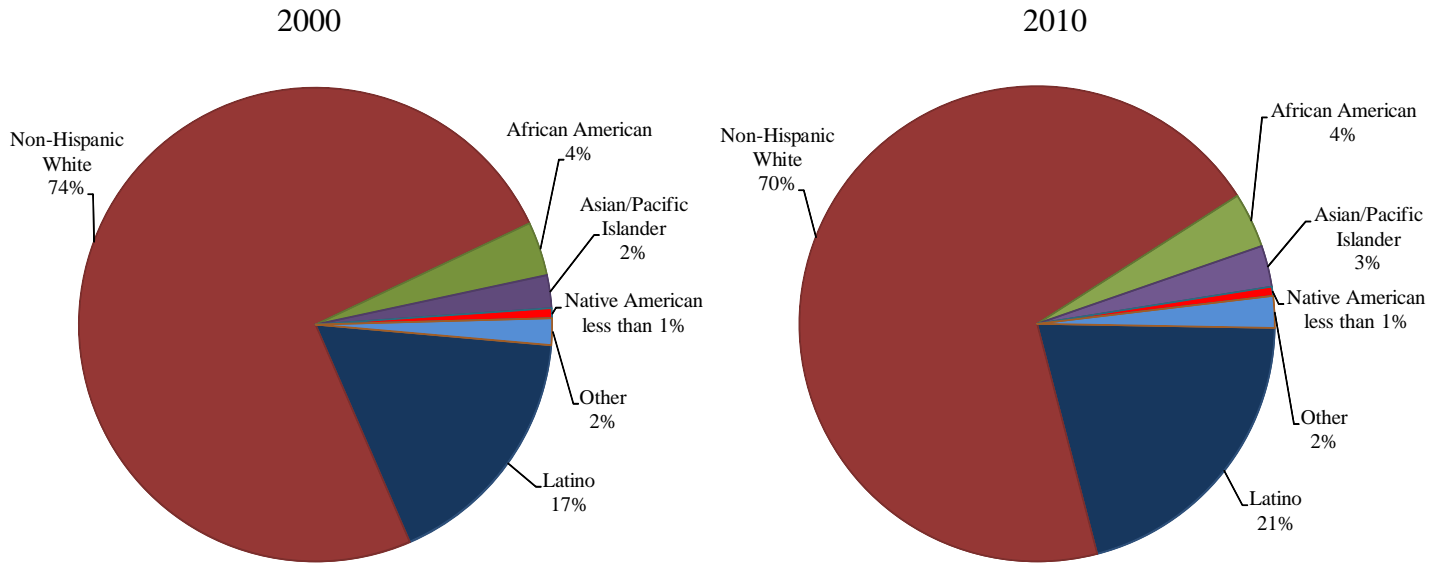
POPULATION GROWTH BETWEEN 2000 AND 2010

Between 2000 and 2010, Colorado's population grew from 4.3 million to 5.0 million, an increase of 17%. During the same period, the Latino population grew from 735,601 to 1.0 million, an increase of 41%.

The increase in Colorado's Latino population contributed significantly to the state's overall growth during the last decade. Between 2000 and 2010, the Latino population increase accounted for 42% of the state's total population growth.



ETHNIC COMPOSITION OF POPULATION



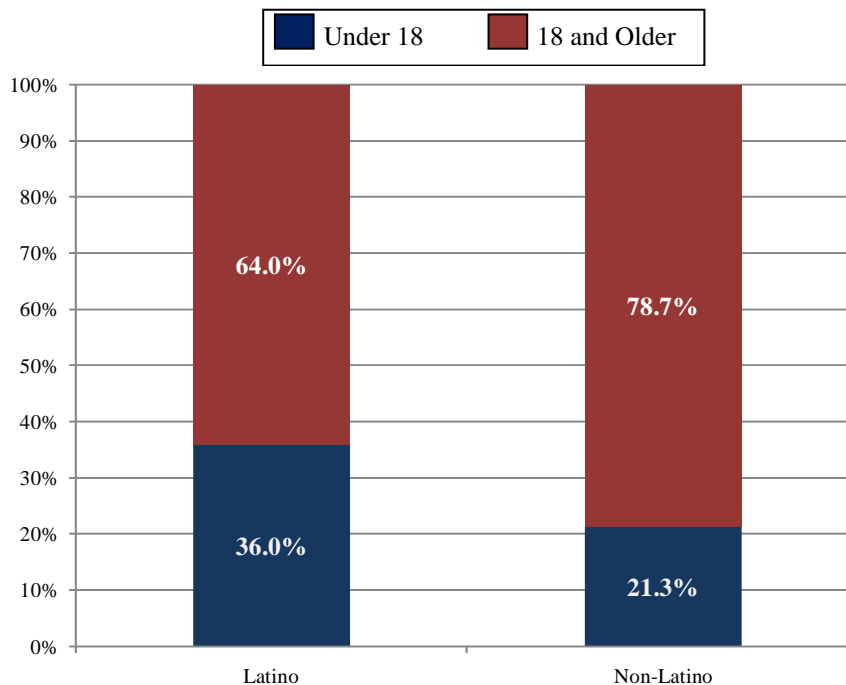
Between 2000 and 2010, the Latino share of the population grew from 17% to 21%. In 2000, nearly three-fourths (74%) of Coloradans were Non-Hispanic White; in 2010, Non-Hispanic Whites were 70% of the population.

AGE OF POPULATION: 2010

In 2010, 374,225 Latinos were under 18, and 664,462 were 18 and older. Nearly one-third of all Coloradans under 18 (31%) are Latino.

	Under 18	18 and older
Latino	374,225	664,462
Non-Latino	851,384	3,139,125

In 2010, the Colorado Latino population was significantly younger than the non-Latino population. Thirty-six percent of Latino Coloradans were under 18, compared to 21% of non-Latinos.



COUNTY AND CITY POPULATIONS: 2010

Census 2010 data reveal that many of Colorado's 10 largest counties have significant Latino populations. The Latino share of these counties' population ranges from 8% in Douglas County to 41% in Pueblo County. Additionally, the 10 largest Colorado counties are also home to the state's largest Latino communities. Eighty-three percent of Colorado Latinos live in these counties.

Top 10 Colorado Counties

County	Total Population	Latino Population	Latino Share of Population
El Paso County	622,263	93,665	15.1%
Denver County	600,158	190,965	31.8%
Arapahoe County	572,003	105,522	18.4%
Jefferson County	534,543	76,445	14.3%
Adams County	441,603	167,878	38.0%
Larimer County	299,630	31,628	10.6%
Boulder County	294,567	39,276	13.3%
Douglas County	285,465	21,392	7.5%
Weld County	252,825	71,680	28.4%
Pueblo County	159,063	65,811	41.4%

Many of Colorado's 10 largest cities also have significant Latino populations. The Latino share of these cities' population ranges from 7% in Centennial to 50% in Pueblo. Additionally, seven of Colorado's major cities are also home to the state's largest Latino communities, including Denver, Colorado Springs, Aurora, Lakewood, Thornton, Pueblo and Westminster. The state's 10 largest cities are home to about half (55%) of Colorado's Latino population.

Top 10 Colorado Cities

City	Total Population	Latino Population	Latino Share of Population
Denver	600,158	190,965	31.8%
Colorado Springs	416,427	66,866	16.1%
Aurora	325,078	93,263	28.7%
Fort Collins	143,986	14,572	10.1%
Lakewood	142,980	31,467	22.0%
Thornton	118,772	37,602	31.7%
Pueblo	106,595	53,098	49.8%
Arvada	106,433	14,536	13.7%
Westminster	106,114	22,006	20.7%
Centennial	100,377	7,457	7.4%

For more information about this 2010 Census Profile or other NALEO Educational Fund policy and research activities, please contact Rosalind Gold, Senior Director of Policy, Research and Advocacy, rgold@naleo.org.