

# 2010 CENSUS PROFILES FLORIDA

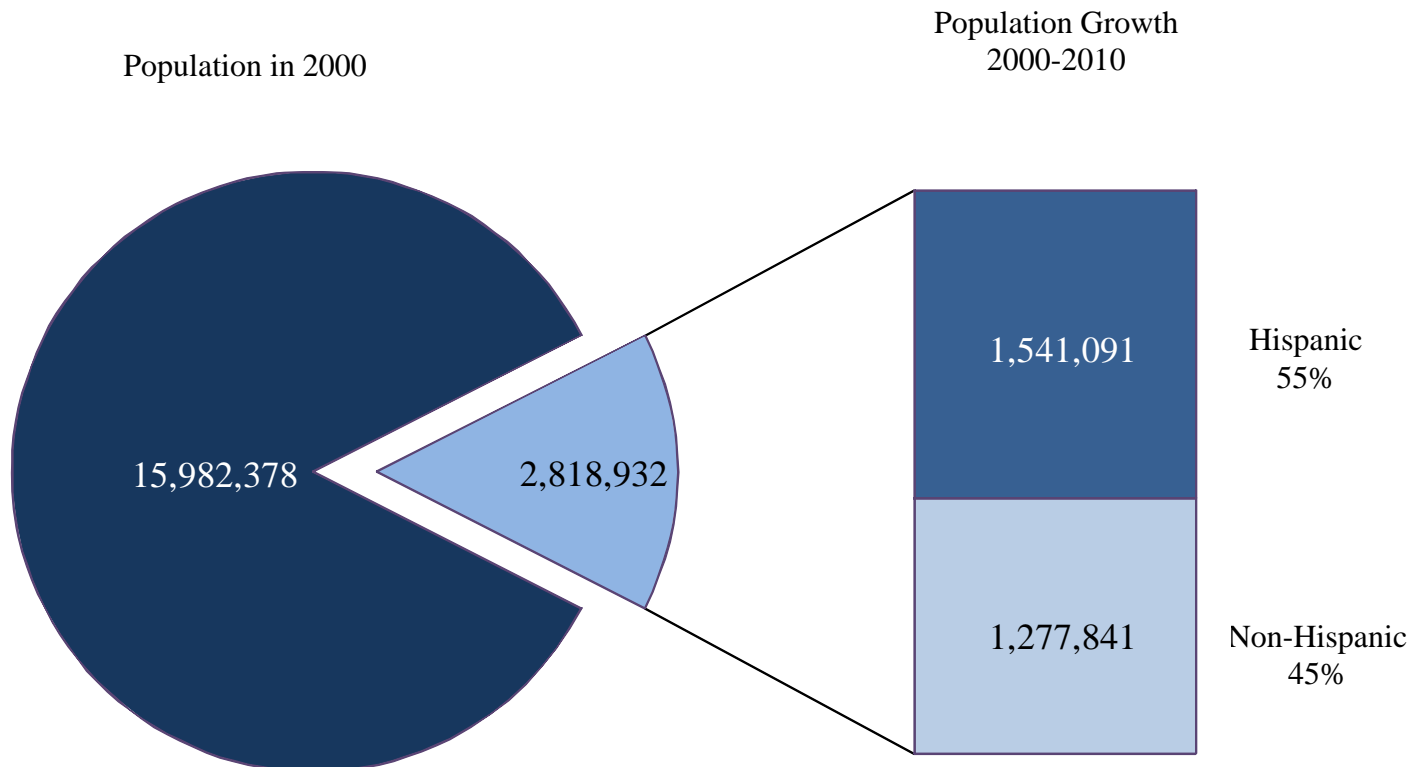
TOTAL POPULATION: 18,801,310  
 HISPANIC POPULATION: 4,223,806  
 HISPANIC SHARE OF POPULATION: 22.5%

CONGRESSIONAL SEATS AFTER 2010 REAPPORTIONMENT: 27  
 CONGRESSIONAL SEATS GAINED SINCE 2000: 2

## POPULATION GROWTH BETWEEN 2000 AND 2010

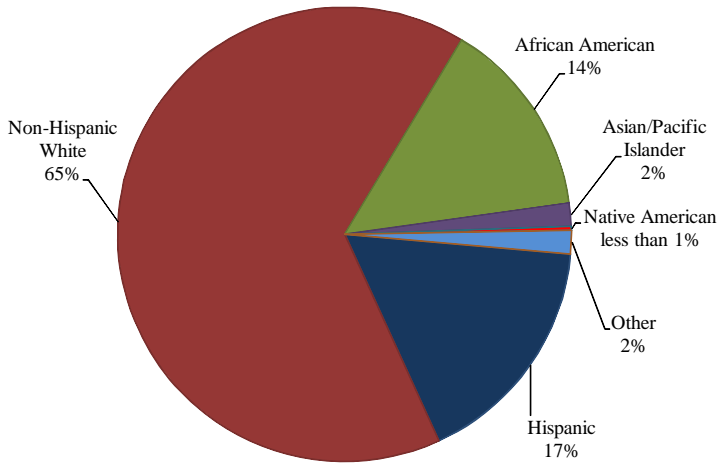
Between 2000 and 2010, Florida's population grew from 16.0 million to 18.8 million, an increase of 18%. During the same period, the Hispanic population grew from 2.7 million to 4.2 million, an increase of 57%.

The increase in Florida's Hispanic population contributed significantly to the state's overall growth during the last decade. Between 2000 and 2010, the Hispanic population increase accounted for over half (55%) of the state's total population growth.

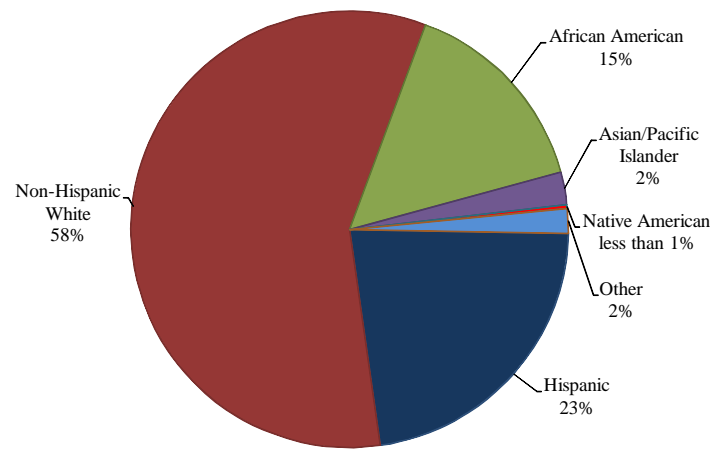


# ETHNIC COMPOSITION OF POPULATION

2000



2010



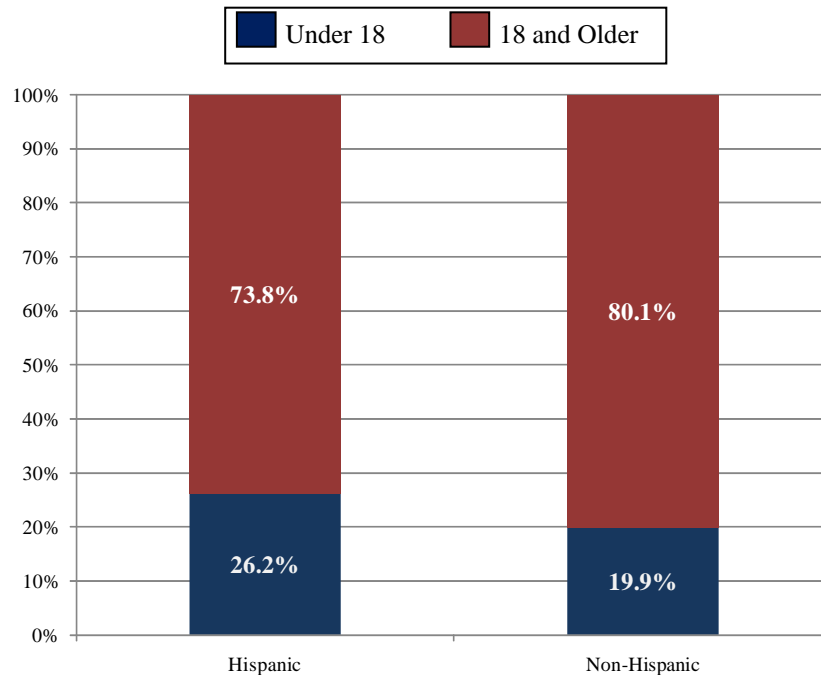
Between 2000 and 2010, the Hispanic share of the population grew from 17% to 23%. In 2000, 65% of Floridians were Non-Hispanic White; in 2010, Non-Hispanic Whites were 58% of the state's population.

## AGE OF POPULATION: 2010

In 2010, 1.1 million Hispanics were under 18, and 3.1 million were 18 and older. Hispanics comprise 28% of all Floridians under 18.

	Under 18	18 and older
Hispanic	1,104,624	3,119,182
Non-Hispanic	2,897,467	11,680,037

In 2010, Florida's Hispanic population was somewhat younger than the non-Hispanic population. Over one-fourth of Florida's Hispanics (26%) were under 18, compared to 20% of non-Hispanics.



## COUNTY AND CITY POPULATIONS: 2010

Census 2010 data reveal that many of Florida's largest counties have significant Hispanic populations. The Hispanic share of these counties' population ranges from 7.6% in Duval County to 65.0% in Miami-Dade County.

Additionally, eight of Florida's major counties are also home to the state's largest Hispanic communities, including Miami-Dade County, Broward County, Palm Beach County, Hillsborough County, Orange County, Pinellas County, Lee County, and Polk County. The state's 10 largest counties are home to over three-fourths (79%) of its Hispanic population, with 38% residing in Miami-Dade County and 10% residing in Broward County.

### Top 10 Florida Counties

County	Total Population	Hispanic Population	Hispanic Share of Population
Miami-Dade County	2,496,435	1,623,859	65.0%
Broward County	1,748,066	438,247	25.1%
Palm Beach County	1,320,134	250,823	19.0%
Hillsborough County	1,229,226	306,635	24.9%
Orange County	1,145,956	308,244	26.9%
Pinellas County	916,542	73,241	8.0%
Duval County	864,263	65,398	7.6%
Lee County	618,754	113,308	18.3%
Polk County	602,095	106,532	17.7%
Brevard County	543,376	43,943	8.1%

Many of Florida's 10 largest cities also have significant Hispanic populations. The Hispanic share of these cities' population ranges from 6.3% in Tallahassee to 94.7% in Hialeah. Additionally, six of Florida's major cities are also home to the state's largest Hispanic communities, including Jacksonville, Miami, Tampa, Orlando, Hialeah, and Pembroke Pines. The state's 10 largest cities are home to 20% of Florida's Hispanic population, with 7% residing in Miami.

### Top 10 Florida Cities

City	Total Population	Hispanic Population	Hispanic Share of Population
Jacksonville	821,784	63,485	7.7%
Miami	399,457	279,456	70.0%
Tampa	335,709	77,472	23.1%
St. Petersburg	244,769	16,214	6.6%
Orlando	238,300	60,483	25.4%
Hialeah	224,669	212,805	94.7%
Tallahassee	181,376	11,346	6.3%
Fort Lauderdale	165,521	22,752	13.7%
Port St. Lucie	164,603	30,250	18.4%
Pembroke Pines	154,750	64,061	41.4%

For more information about this 2010 Census Profile or other NALEO Educational Fund policy and research activities, please contact Rosalind Gold, Senior Director of Policy, Research and Advocacy, [rgold@naleo.org](mailto:rgold@naleo.org).