

2010 CENSUS PROFILES NORTH CAROLINA

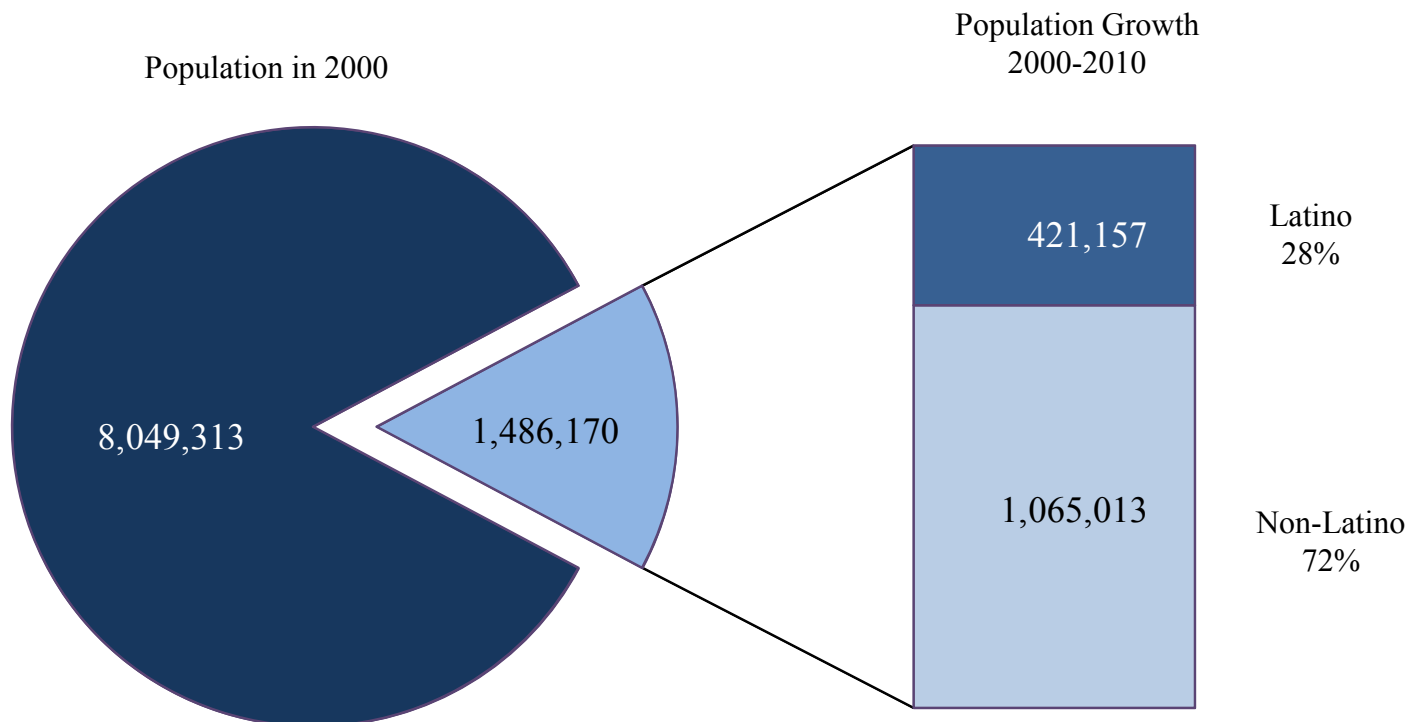
TOTAL POPULATION: 9,535,483
 LATINO POPULATION: 800,120
 LATINO SHARE OF POPULATION: 8.4%

CONGRESSIONAL SEATS AFTER 2010 REAPPORTIONMENT: 13
 CONGRESSIONAL SEATS GAINED SINCE 2000: +0

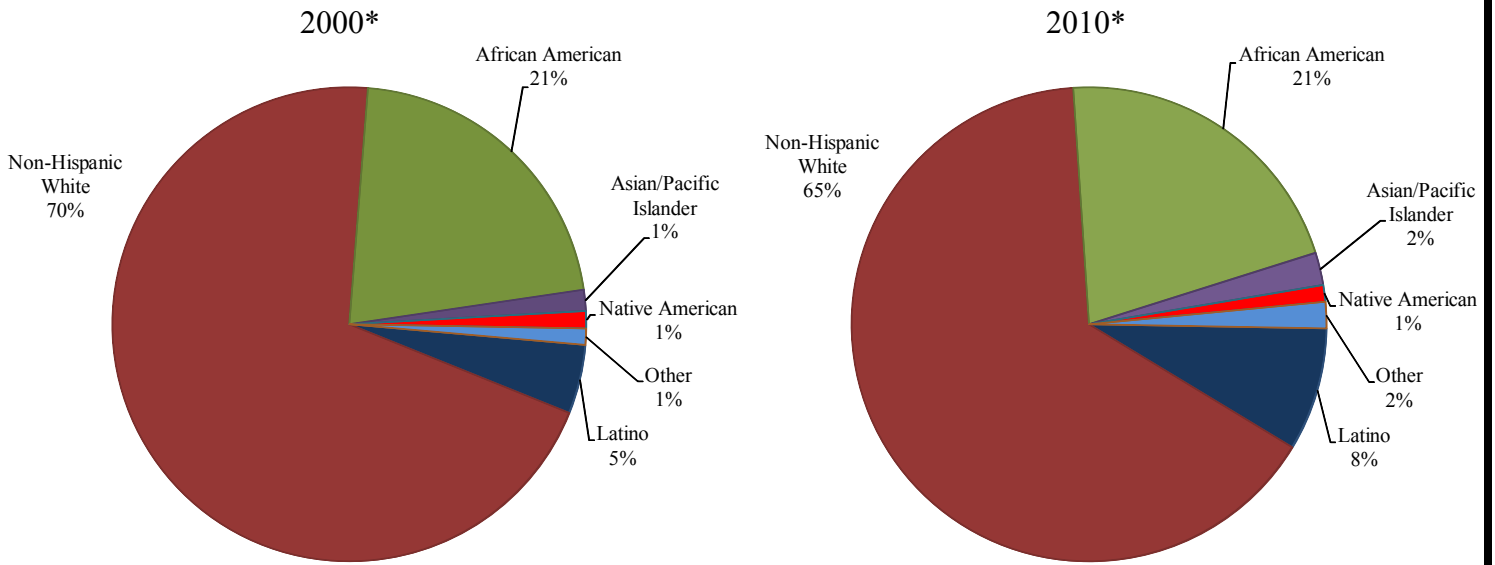
POPULATION GROWTH BETWEEN 2000 AND 2010

Between 2000 and 2010, North Carolina's population grew from 8.0 million to 9.5 million, an increase of 19%. During the same period, the Latino population more than doubled by growing from 378,963 to 800,120, an increase of 111%.

The increase in North Carolina's Latino population contributed significantly to the state's overall growth during the last decade. Between 2000 and 2010, the Latino population increase accounted for over one-fourth (28%) of the state's total population growth.



ETHNIC COMPOSITION OF POPULATION



*Total is less than 100% because of rounding

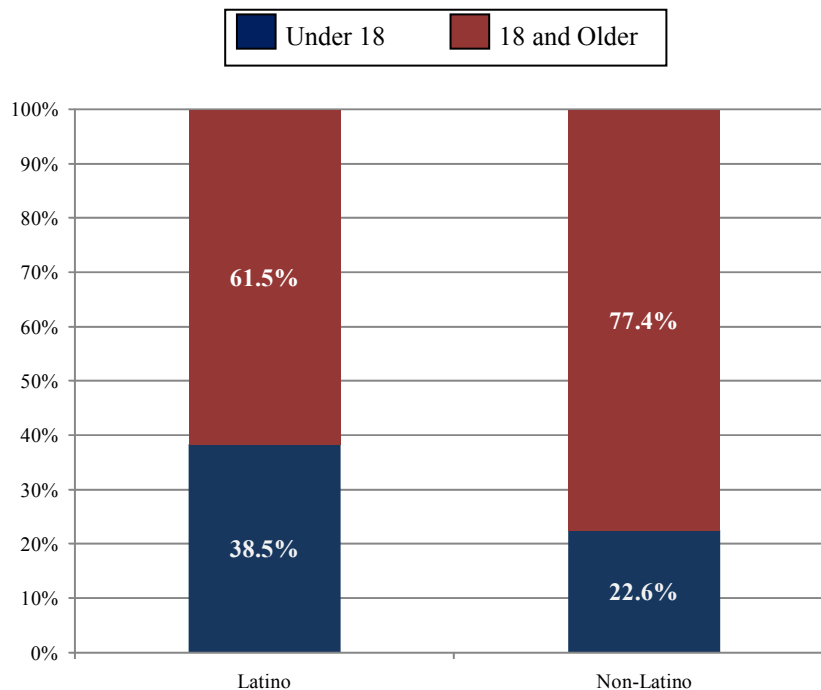
Between 2000 and 2010, the Latino share of the population grew from 5% to 8%. In 2000, 70% of North Carolinians were Non-Hispanic White; in 2010, Non-Hispanic Whites were 65% of the population.

AGE OF POPULATION: 2010

In 2010, 307,790 Latinos were under 18, and 492,330 were 18 and older. Latinos comprise 13% of all North Carolinians under 18.

	Under 18	18 and older
Latino	307,790	492,330
Non-Latino	1,973,845	6,761,518

In 2010, North Carolina's Latino population was significantly younger than the non-Latino population. Thirty-nine percent of Latino North Carolinians were under 18, compared to 23% of non-Latinos.



COUNTY AND CITY POPULATIONS: 2010

Census 2010 data reveal that many of North Carolina's 10 largest counties have significant Latino populations. The Latino share of these counties' population ranges from 5% in New Hanover County to 14% in Durham County. Additionally, seven of North Carolina's major counties are also home to the state's largest Latino communities, including Mecklenburg County, Wake County, Guilford County, Forsyth County, Cumberland County, Durham County and Union County. The state's 10 largest counties are home to about half of its Latino population (50.1%).

Top 10 North Carolina Counties

County	Total Population	Latino Population	Latino Share of Population
Mecklenburg County	919,628	111,944	12.2%
Wake County	900,993	87,922	9.8%
Guilford County	488,406	34,826	7.1%
Forsyth County	350,670	41,775	11.9%
Cumberland County	319,431	30,190	9.5%
Durham County	267,587	36,077	13.5%
Buncombe County	238,318	14,254	6.0%
Gaston County	206,086	12,201	5.9%
New Hanover County	202,667	10,716	5.3%
Union County	201,292	20,967	10.4%

Many of North Carolina's 10 largest cities also have significant Latino populations. The Latino share of these cities' population ranges from 4% in Greenville to 15% in Winston-Salem. Additionally, seven of North Carolina's major cities are also home to the state's largest Latino communities, including Charlotte, Raleigh, Greensboro, Winston-Salem, Durham, Fayetteville, and Cary. The state's 10 largest cities are home to 35% of North Carolina's Latino population.

Top 10 North Carolina Cities

City	Total Population	Latino Population	Latino Share of Population
Charlotte	731,424	95,688	13.1%
Raleigh	403,892	45,868	11.4%
Greensboro	269,666	20,336	7.5%
Winston-Salem	229,617	33,753	14.7%
Durham	228,330	32,459	14.2%
Fayetteville	200,564	20,256	10.1%
Cary	135,234	10,364	7.7%
Wilmington	106,476	6,487	6.1%
High Point	104,371	8,847	8.5%
Greenville	84,554	3,183	3.8%

For more information about this 2010 Census Profile or other NALEO Educational Fund policy and research activities, please contact Rosalind Gold, Senior Director of Policy, Research and Advocacy, rgold@naleo.org.