

2010 CENSUS PROFILES NEW MEXICO

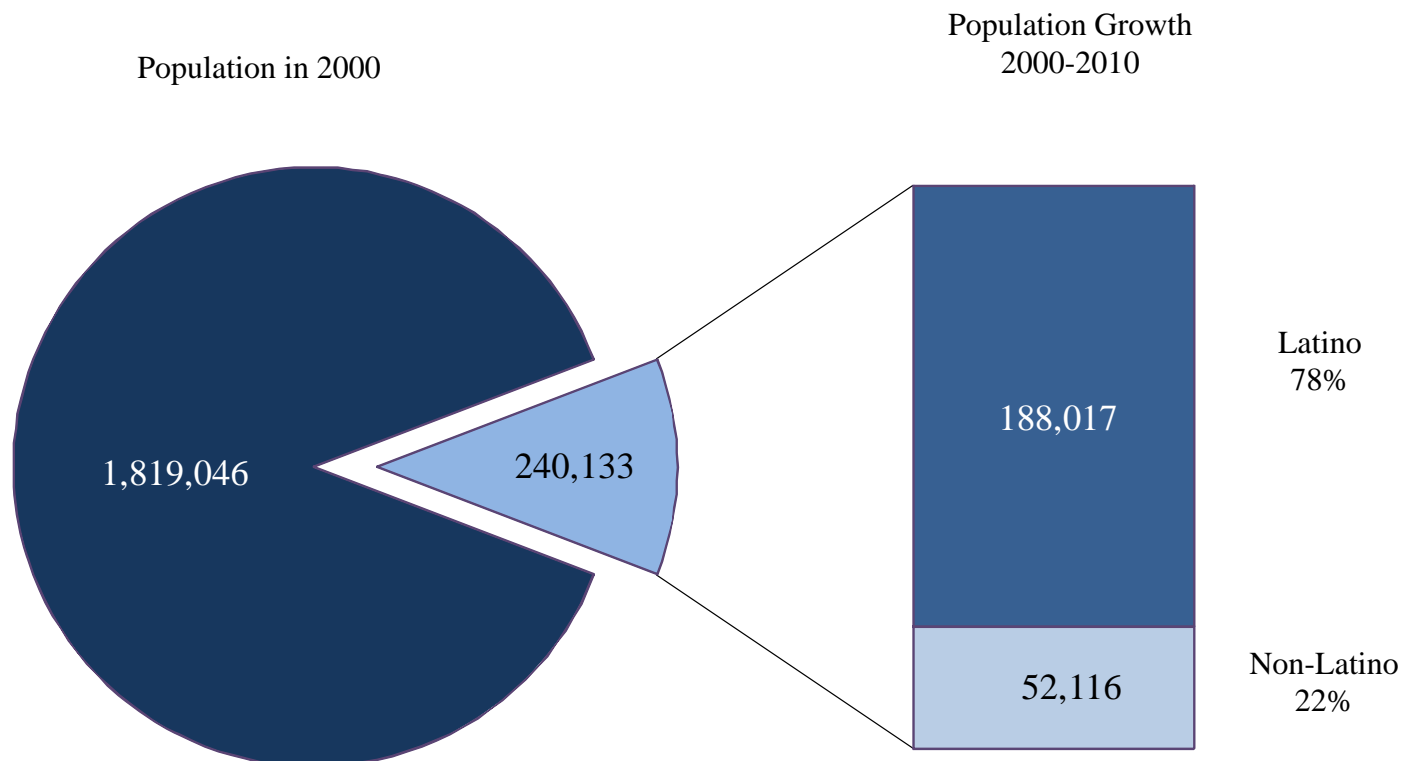
TOTAL POPULATION: 2,059,179
 LATINO POPULATION: 953,403
 LATINO SHARE OF POPULATION: 46.3%

CONGRESSIONAL SEATS AFTER 2010 REAPPORTIONMENT: 3
 CONGRESSIONAL SEATS GAINED SINCE 2000: +0

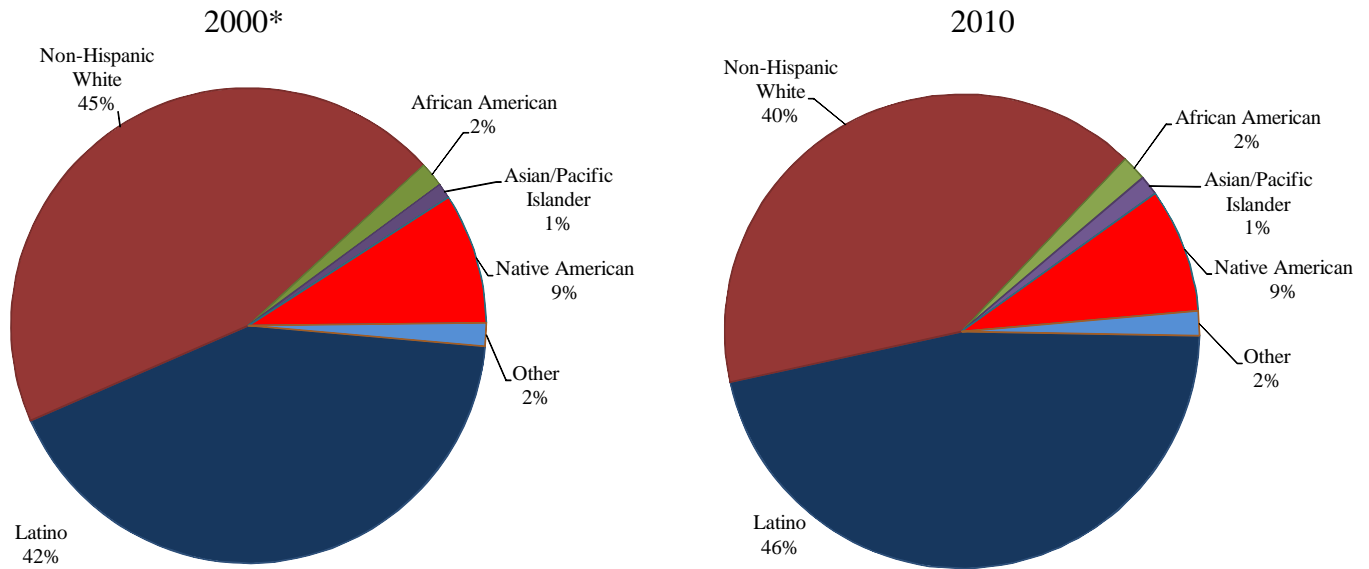
POPULATION GROWTH BETWEEN 2000 AND 2010

Between 2000 and 2010, New Mexico's population grew from 1.8 million to 2.1 million, an increase of 13%. During the same period, the Latino population grew from 765,386 to 953,403, an increase of 25%.

The increase in New Mexico's Latino population contributed significantly to the state's overall growth during the last decade. Between 2000 and 2010, the Latino population increase accounted for over three-fourths (78%) of the state's total population growth.



ETHNIC COMPOSITION OF POPULATION



*Total exceeds 100% because of rounding

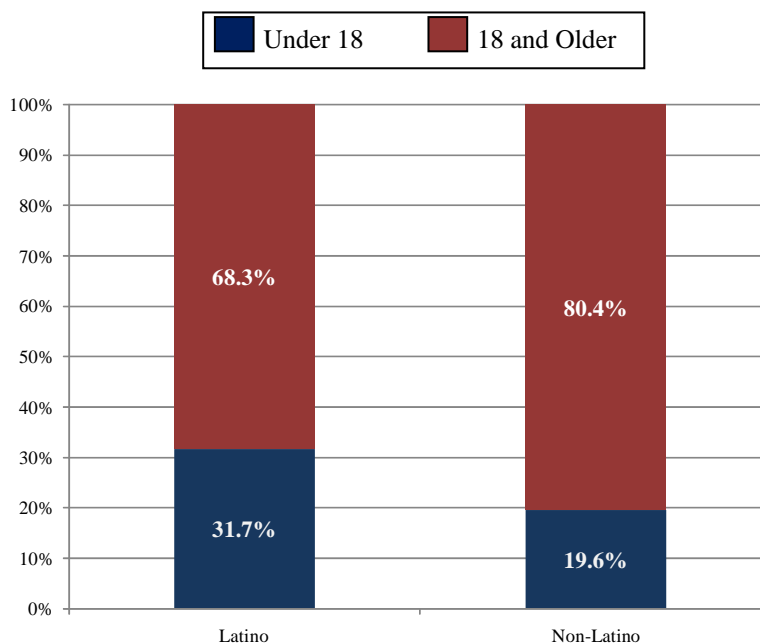
Between 2000 and 2010, the Latino share of the population grew from 42% to 46%, and Latinos became New Mexico's largest population group. Of all the states, New Mexico has the highest percentage of Latinos, and it is the only state where Latinos comprise a plurality of the population.

AGE OF POPULATION: 2010

In 2010, 302,077 Latinos were under 18, and 651,326 were 18 and older. Latinos comprise 58% of all New Mexicans under 18.

	Under 18	18 and older
Latino	302,077	651,326
Non-Latino	216,595	889,181

In 2010, New Mexico's Latino population was significantly younger than the non-Latino population. Nearly one-third of Latino New Mexicans (32%) were under 18, compared to 20% of non-Latinos.



COUNTY AND CITY POPULATIONS: 2010

Census 2010 data reveal that many of New Mexico's 10 largest counties have significant Latino populations. The Latino share of these counties' population ranges from 13% in McKinley County to 66% in Doña Ana County. Additionally, eight of New Mexico's major counties are also home to the state's largest Latino communities, including Bernalillo County, Doña Ana County, Santa Fe County, Sandoval County, San Juan County, Valencia County, Chaves County and Lea County. The state's 10 largest counties are home to over three-fourths (78%) of its Latino population, with one-third (33%) residing in Bernalillo County and 14% residing in Doña Ana County.

Top 10 New Mexico Counties

County	Total Population	Latino Population	Latino Share of Population
Bernalillo County	662,564	317,089	47.9%
Doña Ana County	209,233	137,514	65.7%
Santa Fe County	144,170	73,015	50.6%
Sandoval County	131,561	46,129	35.1%
San Juan County	130,044	24,776	19.1%
Valencia County	76,569	44,605	58.3%
McKinley County	71,492	9,473	13.3%
Chaves County	65,645	34,139	52.0%
Lea County	64,727	33,063	51.1%
Otero County	63,797	22,026	34.5%

Many of New Mexico's 10 largest cities also have significant Latino populations. The Latino share of these cities' population ranges from 22% in Farmington to 57% in Las Cruces. Additionally, eight of New Mexico's major cities are also home to the state's largest Latino communities, including Albuquerque, Las Cruces, Rio Rancho, Santa Fe, Roswell, Clovis, Hobbs and Carlsbad. The state's 10 largest cities are home to over half (52%) of New Mexico's Latino population, with 27% residing in Albuquerque.

Top 10 New Mexico Cities

City	Total Population	Latino Population	Latino Share of Population
Albuquerque	545,852	255,055	46.7%
Las Cruces	97,618	55,443	56.8%
Rio Rancho	87,521	32,153	36.7%
Santa Fe	67,947	33,089	48.7%
Roswell	48,366	25,832	53.4%
Farmington	45,877	10,298	22.4%
Clovis	37,775	15,804	41.8%
Hobbs	34,122	18,317	53.7%
Alamogordo	30,403	9,271	30.5%
Carlsbad	26,138	11,105	42.5%

For more information about this 2010 Census Profile or other NALEO Educational Fund policy and research activities, please contact Rosalind Gold, Senior Director of Policy, Research and Advocacy, rgold@naleo.org.