

# 2010 CENSUS PROFILES NEVADA

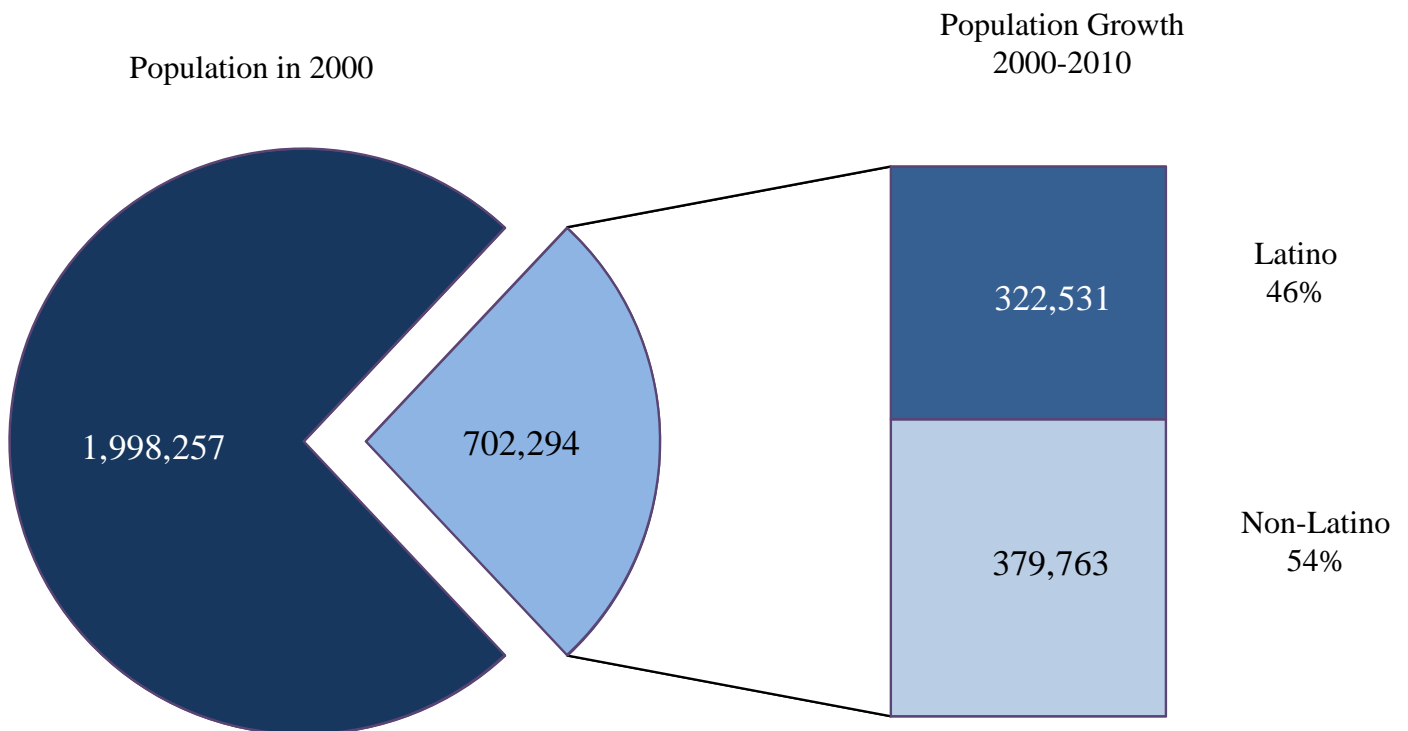
TOTAL POPULATION: 2,700,551  
LATINO POPULATION: 716,501  
LATINO SHARE OF POPULATION: 26.5%

CONGRESSIONAL SEATS AFTER 2010 REAPPORTIONMENT: 4  
CONGRESSIONAL SEATS GAINED SINCE 2000: 1

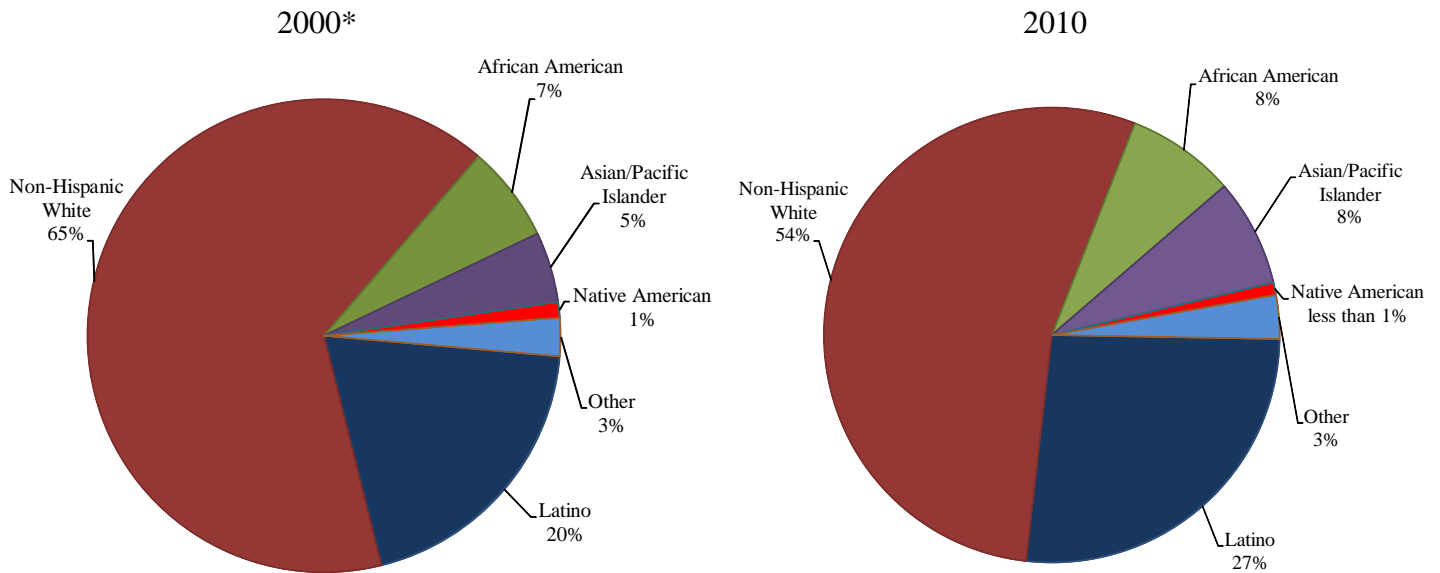
## POPULATION GROWTH BETWEEN 2000 AND 2010

Between 2000 and 2010, Nevada's population grew from 2.0 million to 2.7 million, an increase of 35%. During the same period, the Latino population grew from 393,970 to 716,501, an increase of 82%.

The increase in Nevada's Latino population contributed significantly to the state's overall growth during the last decade. Between 2000 and 2010, the Latino population increase accounted for nearly half (46%) of the state's total population growth.



# ETHNIC COMPOSITION OF POPULATION



\*Total exceeds 100% because of rounding

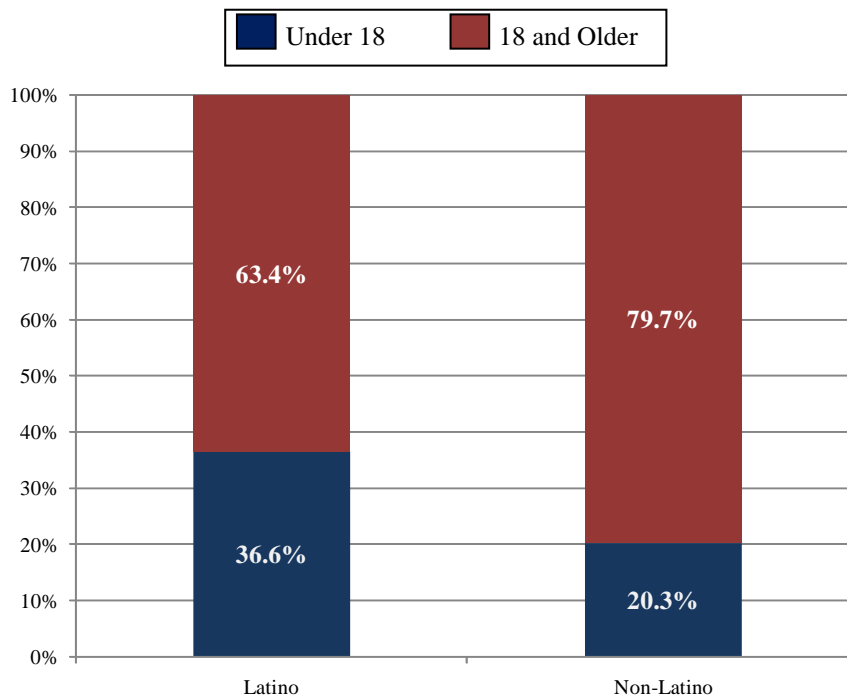
Between 2000 and 2010, the Latino share of the population grew from 20% to 27%. In 2000, nearly two-thirds (65%) of Nevadans were Non-Hispanic White; in 2010, Non-Hispanic Whites were just over half (54%) of the population.

## AGE OF POPULATION: 2010

In 2010, 261,967 Latinos were under 18, and 454,534 were 18 and older. Over one-third (39%) of all Nevadans under 18 are Latino.

	Under 18	18 and older
Latino	261,967	454,534
Non-Latino	403,041	1,581,009

In 2010, the Nevada Latino population was significantly younger than the non-Latino population. Thirty-seven percent of Latino Nevadans were under 18, compared to 20% of non-Latinos.



## COUNTY AND CITY POPULATIONS: 2010

Census 2010 data reveal that many of Nevada's 10 largest counties have significant Latino populations. The Latino share of these counties' population ranges from 11% in Douglas County to 29% in Clark County. Additionally, the 10 largest Nevada counties are also home to the state's largest Latino communities. Almost all of Nevada's Latinos live in these counties, with 79% residing in Clark County and 13% residing in Washoe County.

### Top 10 Nevada Counties

County	Total Population	Latino Population	Latino Share of Population
Clark County	1,951,269	568,644	29.1%
Washoe County	421,407	93,724	22.2%
Lyon County	51,980	7,674	14.8%
Elko County	48,818	11,158	22.9%
Douglas County	46,997	5,103	10.9%
Nye County	43,946	5,967	13.6%
Churchill County	24,877	3,009	12.1%
Humboldt County	16,528	4,038	24.4%
White Pine County	10,030	1,326	13.2%
Pershing County	6,753	1,508	22.3%

Many of Nevada's 10 largest cities also have significant Latino populations. The Latino share of these cities' population ranges from 7% in Boulder City to 32% in Las Vegas. Additionally, nine of Nevada's major cities are also home to the state's largest Latino communities, including Las Vegas, Henderson, Reno, North Las Vegas, Sparks, Carson City, Fernley, Elko, and Mesquite. The state's 10 largest cities are home to 57% of Nevada's Latino population.

### Top 10 Nevada Cities

City	Total Population	Latino Population	Latino Share of
Las Vegas	583,756	183,859	31.5%
Henderson	257,729	38,377	14.9%
Reno	225,221	54,640	24.3%
North Las Vegas	216,961	84,134	38.8%
Sparks	90,264	23,698	26.3%
Carson City	55,274	11,777	21.3%
Fernley	19,368	2,785	14.4%
Elko	18,297	4,824	26.4%
Mesquite	15,276	3,658	23.9%
Boulder City	15,023	1,061	7.1%

For more information about this 2010 Census Profile or other NALEO Educational Fund policy and research activities, please contact Rosalind Gold, Senior Director of Policy, Research and Advocacy, [rgold@naleo.org](mailto:rgold@naleo.org).