

## 2010 CENSUS PROFILES NEW YORK

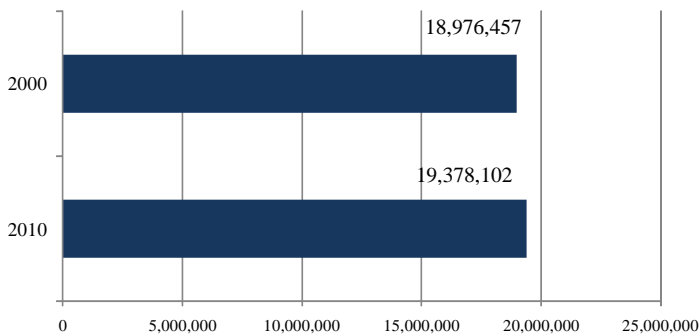
TOTAL POPULATION: 19,378,102  
LATINO POPULATION: 3,416,922  
LATINO SHARE OF POPULATION: 17.6%

CONGRESSIONAL SEATS AFTER 2010 REAPPORTIONMENT: 27  
CONGRESSIONAL SEAT CHANGE SINCE 2000: -2

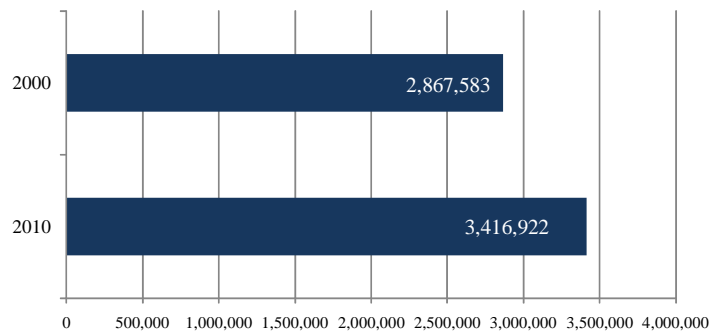
### POPULATION GROWTH BETWEEN 2000 AND 2010

Between 2000 and 2010, New York's population grew from 19.0 million to 19.4 million, an increase of 2.1%. During the same period, the Latino population grew from 2.9 million to 3.4 million, an increase of 19.2%.

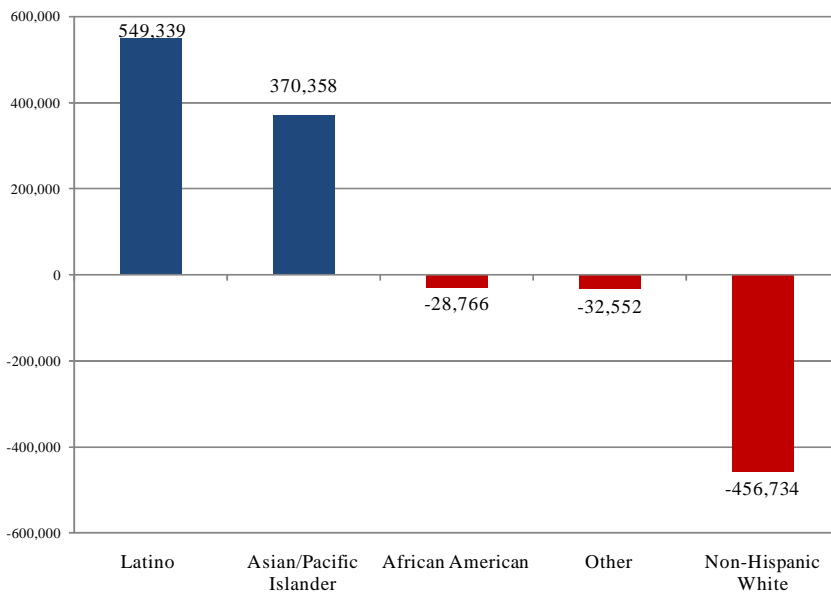
**Total Population**



**Latino Population**



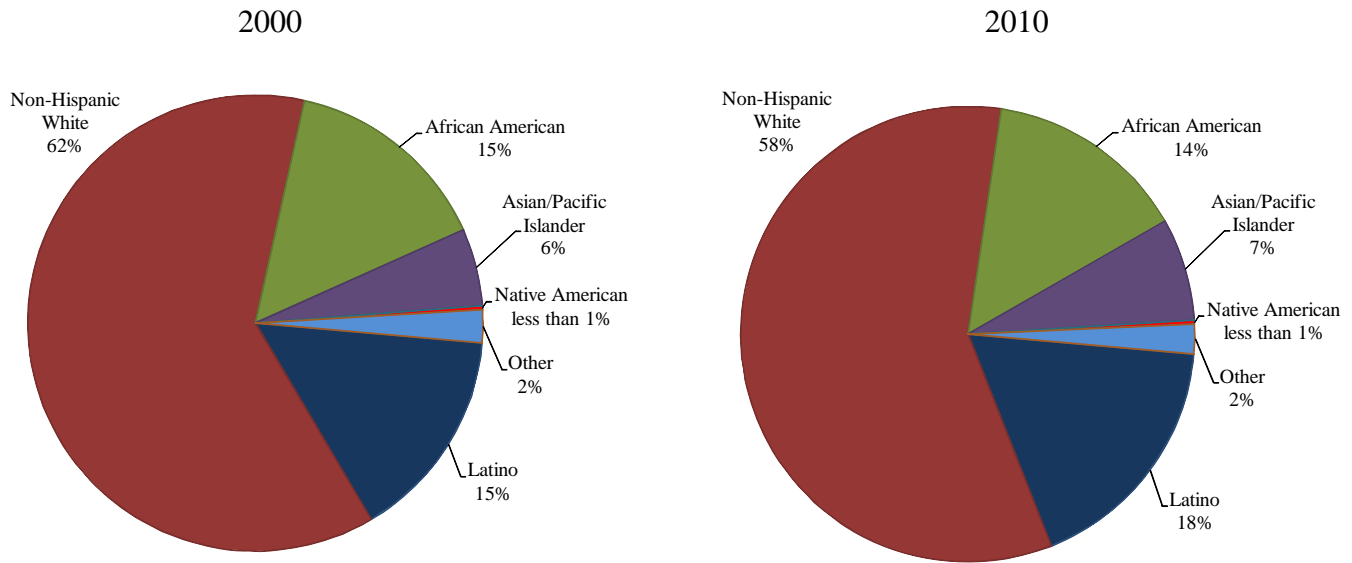
### Population Change between 2000 and 2010 for New York Population Groups



The increase in New York's Latino population was responsible for the state's overall growth during the last decade. Between 2000 and 2010, the Latino population grew by 19.2%, while the non-Latino population declined slightly by 0.9%.

The Latino population increase between 2000 and 2010 exceeded the growth by other population groups (such as Asian/Pacific Islanders), and helped offset the decline in the Non-Hispanic White, African American and Other populations

# ETHNIC COMPOSITION OF POPULATION



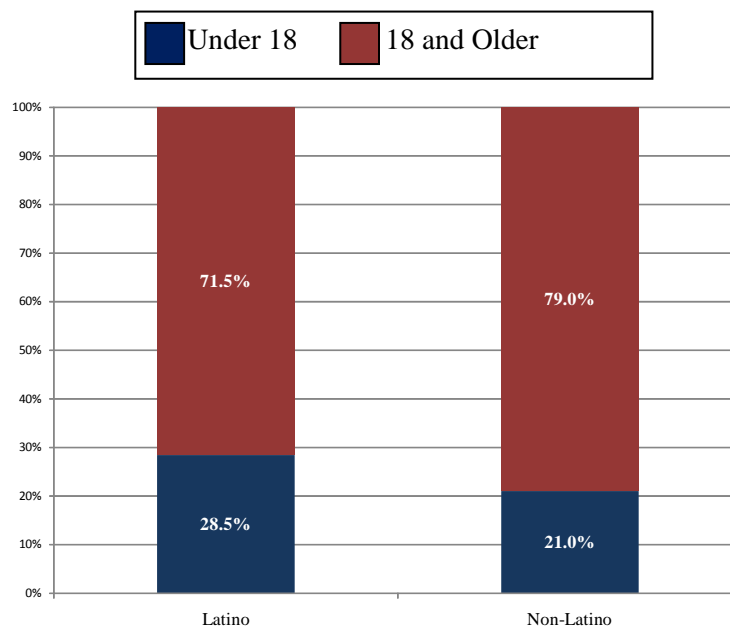
Between 2000 and 2010, the Latino share of the population grew from 15% to 18%. In 2000, 62% of New Yorkers were Non-Hispanic White; in 2010, Non-Hispanic Whites were 58% of the population.

## AGE OF POPULATION

In 2010, 972,522 Latinos were under 18, and 2.4 million were 18 and older. Latinos comprise 22% of all New Yorkers under 18.

	Under 18	18 and Older
Latino	972,522	2,444,400
Non-Latino	3,352,407	12,608,773

In 2010, New York's Latino population was somewhat younger than the non-Latino population. Twenty-eight percent of New York's Latinos were under 18, compared to 21% of non-Latinos.



## COUNTY AND CITY POPULATIONS: 2010

Census 2010 data reveal that many of New York's 10 largest counties have significant Latino populations. The Latino share of these counties' population ranges from 5% in Erie County to 54% in the Bronx Borough. Additionally, nine of the major New York counties are also home to the state's largest Latino communities, including Kings County, Queens County, New York County, Suffolk County, Bronx County, Nassau County, Westchester County, Monroe County and Richmond County. The state's 10 largest counties are home to 90% of its Latino population, with 22% residing in Bronx County, 15% in Kings County and 18% in Queens County.

### Top 10 New York Counties: 2010

County	Total Population	Latino Population	Latino Share of Population
Kings County (Borough of Brooklyn)	2,504,700	496,285	19.8%
Queens County (Borough of Queens)	2,230,722	613,750	27.5%
New York County (Borough of Manhattan)	1,585,873	403,577	25.4%
Suffolk County	1,493,350	246,239	16.5%
Bronx County (Borough of the Bronx)	1,385,108	741,413	53.5%
Nassau County	1,339,532	195,355	14.6%
Westchester County	949,113	207,032	21.8%
Erie County	919,040	41,731	4.5%
Monroe County	744,344	54,005	7.3%
Richmond County (Borough of Staten Island)	468,730	81,051	17.3%

Many of New York's 10 largest cities also have significant Latino populations. The Latino share of these cities' population ranges from 8% in Syracuse to 35% in Yonkers. Additionally, seven of New York's major cities are also home to the state's largest Latino communities, including New York, Buffalo, Rochester, Yonkers, Syracuse, New Rochelle and Mount Vernon. The state's 10 largest cities are home to three-fourths (74%) of New York's Latino population, with 68% residing in New York City.

### Top 10 New York Cities: 2010

City	Total Population	Latino	Latino Share of Population
New York	8,175,133	2,336,076	28.6%
Buffalo	261,310	27,519	10.5%
Rochester	210,565	34,456	16.4%
Yonkers	195,976	67,927	34.7%
Syracuse	145,170	12,036	8.3%
Albany	97,856	8,396	8.6%
New Rochelle	77,062	21,452	27.8%
Mount Vernon	67,292	9,592	14.3%
Schenectady	66,135	6,922	10.5%
Utica	62,235	6,555	10.5%

For more information about this 2010 Census Profile or other NALEO Educational Fund policy and research activities, please contact Rosalind Gold, Senior Director of Policy, Research and Advocacy, [rgold@naleo.org](mailto:rgold@naleo.org).